

Smart

Smart Fan
Ventiladores inteligentes



WHERE ARE WE

Dinàmica N°1
PoL. Ind. Santa Rita
08755 Castellbisbat
Barcelona, Spain



WHERE ARE WE

Ph +34 918 315 425
Fax +34 937 720 018



DOWNLOAD

faro@lorefar.com
www.faro.es

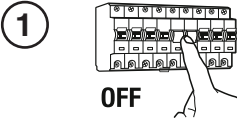


FOLLOW US











Pair the remote control with the receiver

Vincular el mando con el receptor

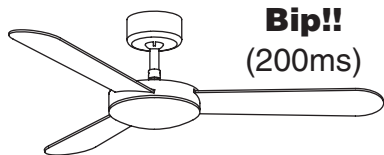


For set up your ceiling fan
para configurar tu ventilador





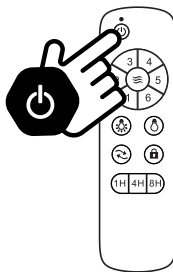
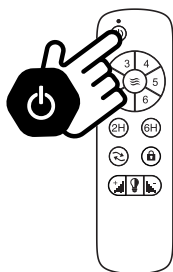
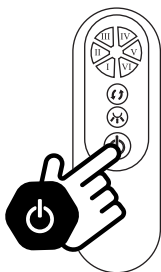

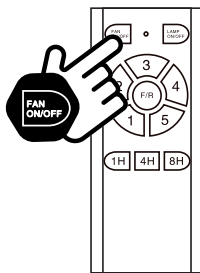


Pair the remote control with the receiver
Vincular el mando con el receptor

4

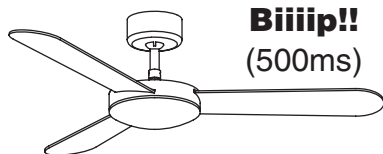


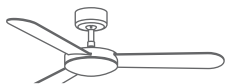
5

Push for
Pulsa

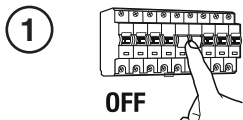


6

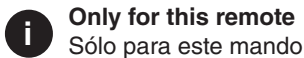




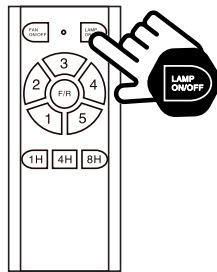






Set up the ceiling fan Configurar el ventilador


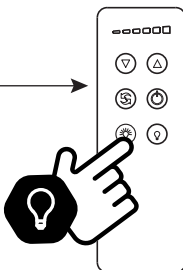


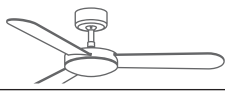
For set up your ceiling fan
para configurar tu ventilador



Low speed for few seconds
before push

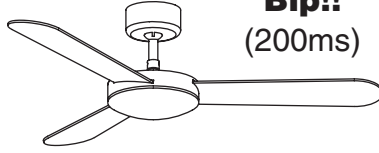
Antes de pulsar el botón
deja el ventilador a velocidad
baja unos segundos.






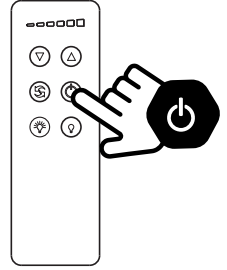

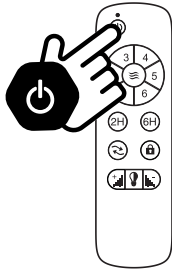
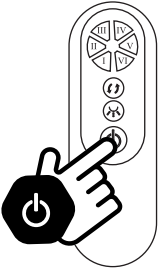




Set up the ceiling fan Configurar el ventilador

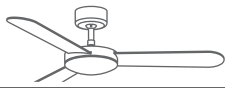
4



5

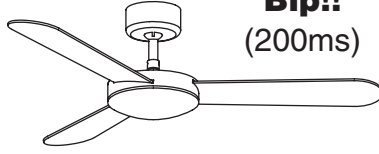
Push for
Pulsa












Set up the ceiling fan Configurar el ventilador

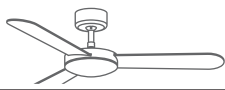
6



7

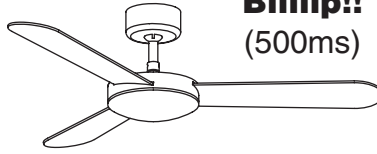
Push for
Pulsa





Set up the ceiling fan Configurar el ventilador

8



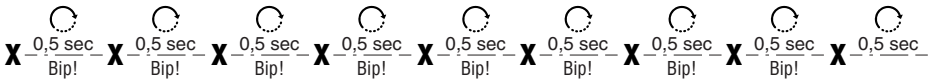
9



max.
60 sec

For set up the fan code 1 to 5 (xxxxxxxx)

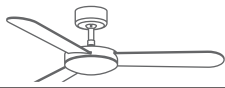
Para la codificación 1 a 5 (xxxxxxxx)



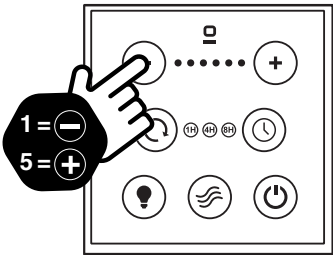
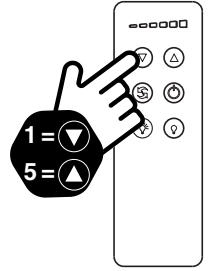






Model	Code
Attos	151511111
Century	511111511
Cies	515551551
Cocos	511511155
Copper fan	115111555
Deco fan	115111555
Eterfan	115111555
Fraser	511555155
Gotland	111115555
Grid	155155111
Islot	515151511
Izaro	111551515
Just Fan	115111555

Model	Code
Just Fan XL	155155515
Just Fan XS	551151151
Kauai	151551511
Leyte	151511551
Milos	151511515
Mini Eterfan	115111555
Mini Tube fan	115111555
Morea	151555155
Nassau	151111555
Nuu	515555151
Polaris	551111111
Polea	511515151
Poros	555151111

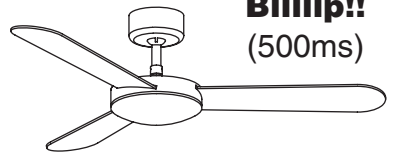
Model	Code
Punt	511551151
Rodas	155511151
Samos	515515515
Saona	151151515
Sioux	551515515
Siros	155551111
Tonic	111115511
Tube fan	115111555
Typhoon	151551555
Typhoon UL	551511555
Winche UL	111515111
Vulcano	515551111
Winche	515511555



Set up the ceiling fan Configurar el ventilador

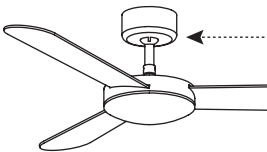


10



i

Additional information Información adicional



Bip!! **Bip!!** **Bip!!** = Error = Start step 1, again
(250ms) (250ms) (250ms) Volver al paso 1

F A R O
BARCELONA

wiz

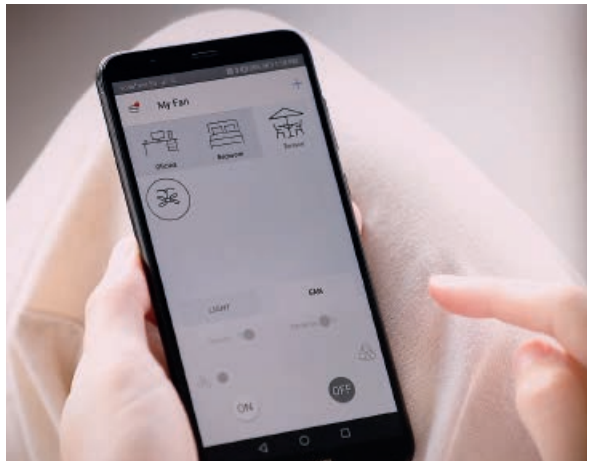
Control your fan with **wiz** app

Toma el control de tu ventilador con la app **wiz**



All fans identified *Smart Fan can be controlled with this technology.

Todos los ventiladores identificados con *Smart Fan permiten ser controlados con esta tecnología.



It works with WiFi
Funciona con WiFi



Compatible
Alexa, Google & Siri



Same features as remote control
Mismas funcionalidades que el mando a distancia



1

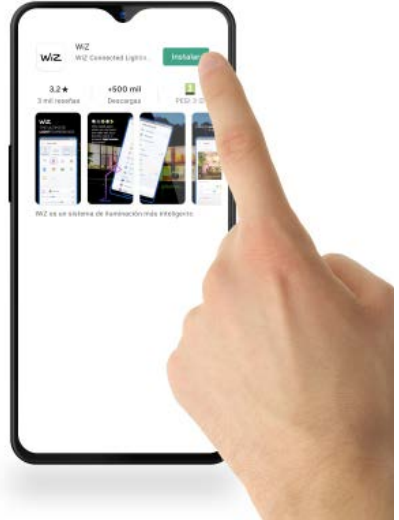
Available on the iPhone
App Store

ANDROID APP ON
Google play



Find the APP Wizz in:
Aplicación disponible en:
App Store and Google Play

2



Install it and follow the steps
Instala la aplicación y sigue los pasos

3



Tap on add a new device. At the top right, the plus button
Agrega un nuevo dispositivo pulsando el botón "+", arriba a la derecha

4



Install it and follow the steps
Instala la aplicación y sigue los pasos

5

Activar bluetooth



Activate Bluetooth
Activa el Bluetooth

6



Find your Wifi and add your password
Busca tu red Wifi y pon la contraseña

7

Continuar



Click "continue"
Clica en "continuar"

8

Nuevo ventilador



Select "New Fan"
Selecciona "Nuevo Ventilador"

9



Select "Start"
 Selecciona "Empezar"

10



Wait until Wizz find your ceiling fan. *If it doesn't work go straight to page 8*
 Espera hasta que Wizz encuentre tu ventilador. *En caso que no funcione sigue los pasos de la pagina 8*

11

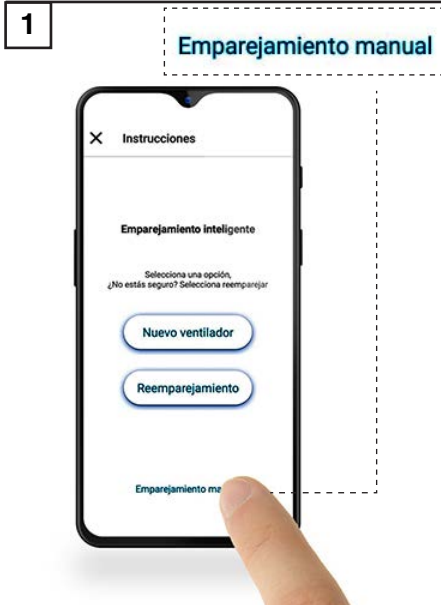


Using fan functions: On, Off, Speeds, Reverse, Breeze
Uso de las unciones del ventilador:
 Encendido, Apagado, Velocidades, Función Invierno-Verano, Breeze

12



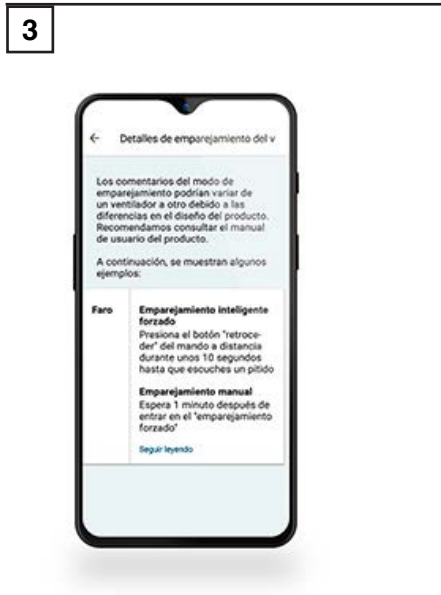
Using light kit functions: On, Off, Dimmer
Uso de las funciones del Kit de luz: Encendido, Apagado, regulable



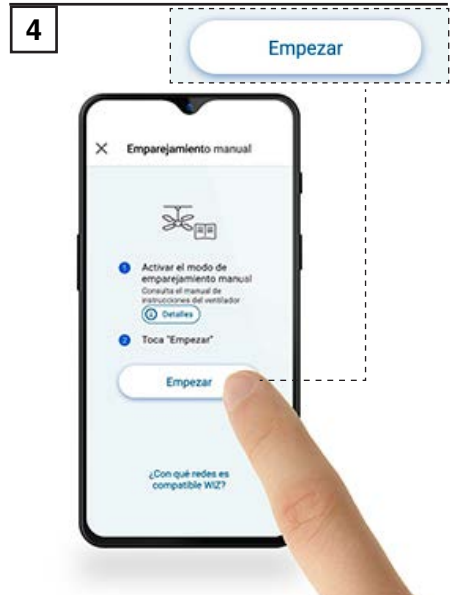
Go to step 8 and select manual pairing
Vuelve a la pantalla del paso 8 y selecciona emparejamiento manual



Select "Details"
Selecciona "Detalles"



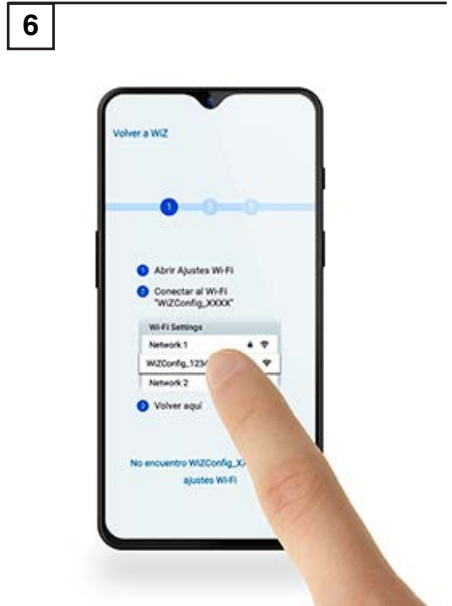
Follow "manual repair" information
Sigue las indicaciones de "emparejamiento manual"



Select "Start"
Selecciona "Empezar"



Push 10 seconds "reverse function" in your remote control or until you hear "beep"
Pulsa 10 segundos "función inversa" en tu mando a distancia o hasta que oigas un "beep"



Select your Wifi
Selecciona tu red Wifi



**Together
we take care
of the planet**

Together we take care of the planet. This is why we reduce paper consumption. Please refer to the safety, maintenance and warranty instructions at www.faro.es. If you cannot access it, call us at +34 937 723 965 or write to export@faro.es.

Juntos cuidamos el planeta. Por eso reducimos el consumo de papel. Puedes consultar las instrucciones de seguridad, mantenimiento y garantía en www.faro.es. Si no puedes acceder, llámanos al +34 902 165 166 o escríbenos a faro@lorefar.com.

Junts cuidem el planeta. Per això reduïm el consum de paper. Pots consultar les instruccions de seguretat, manteniment i garantia en www.faro.es. Si no hi pots accedir, telefona'ns al +34 902 165 166 o escriu-nos a faro@lorefar.com.

Ensemble, nous prenons soin de la planète. C'est pourquoi nous réduisons la consommation de papier. Veuillez-vous référer aux instructions de sécurité, d'entretien et de garantie sur www.faro.es. Si vous ne pouvez pas y accéder, appelez-nous au +34 937 723 965 ou écrivez à export@faro.es.

Insieme proteggiamo il pianeta. Questo è il motivo per il quale abbiamo ridotto il consumo di carta. Per favore, leggi le istruzioni sulla sicurezza, la manutenzione e la garanzia sul sito www.faro.es. Se non puoi accedere, chiamaci al +34 937 723 965 o scrivici a export@faro.es.

Juntos cuidamos do planeta. É

por este motivo que reduzimos o consumo de papel. Consulte as instruções de segurança, manutenção e garantia em www.faro.es. Se não conseguir aceder, ligue para +34 937 723 965 ou escreva para export@faro.es.

Gemeinsam sorgen wir uns um unseren Planeten. Deshalb reduzieren wir den Papierverbrauch. Bitte beachten Sie die Sicherheits-, Wartungs- und Garantiehinweise unter www.faro.es. Wenn Sie nicht darauf zugreifen können, rufen Sie uns unter +34 937 723 965 an oder schreiben Sie an export@faro.es.

We dragen samen zorg voor onze planeet. Daarom verminderen wij het papiergebruik. Raadpleeg de veiligheids-, onderhouds- en garantiehandleiding op www.faro.es. Kan u ze niet raadplegen? Bel ons op +34 937 723 965 of schrijf ons op export@faro.es.

Μαζί φροντίζουμε τον πλανήτη. Για αυτόν τον λόγο μειώνουμε την κατανάλωση χαρπίου. Παρακαλούμε, ανατρέξτε στις οδηγίες ασφαλείας, συντήρησης και εγγύησης στην ιστοσελίδα www.faro.es. Αν δεν μπορείτε να αποκτήσετε πρόσβαση, τηλεφωνήστε μας στο +34 937 723 965 ή γράψτε μας στο export@faro.es.

Вместе мы заботимся о планете. Вот почему мы сокращаем потребление бумаги. Пожалуйста, обратитесь к инструкциям по безопасности, техническому обслуживанию и гарантии на сайте www.faro.es. Если вы не можете получить к нему доступ, позвоните нам по телефону +34 937 723 965 или

напишите на export@faro.es.

Společně pečujeme o planetu. Proto omezujeme spotřebu papíru. Přečtěte si, prosím, pokyny týkající se bezpečnosti, údržby a záruky na www.faro.es. Pokud na stránky nemáte přístup, zavolejte nám na tel. +34 937 723 965 nebo napište na export@faro.es.

Razem dbamy o planetę. Dlatego zmniejszamy zużycie papieru. Proszę zapoznać się z instrukcjami bezpieczeństwa, konserwacji i gwarancji na www.faro.es. Jeśli nie możesz uzyskać do niego dostępu, zadzwoń do nas pod numer +34 937 723 965 lub napisz na adres export@faro.es.

Заедно ние се грижим за планетата. Ето защо намаляваме консумацията на хартия. Моля, направете справка с инструкциите за безопасност, поддръжка и гаранция на www.faro.es. Ако нямате достъп до сайта, обадете ни се на +34 937 723 965 или пишете на export@faro.es.

Spoločne sme sa postarali o tejto planéte. To je dôvod, prečo sme znížili spotrebu papiera. Pozri pokyny k bezpečnosti, údržby a záruky na www.faro.es. Ak nemôžete pristupovať, zavolajte na telefónne číslo +34 937 723 965 alebo píšete na export@faro.es.

معا نعتني بالكوكب.
هذا هو السبب في تقليل استهلاك الورق.
يرجى الرجوع إلى تعليمات السلامة
والصيانة والضمان على www.faro.es
إذا لم تتمكن من الولوج إليه، اتصل بنا
على +34 937 723 965 أو اكتب رسالة
إلى export@faro.es